

NaI(Tl+Li) Neutron-Gamma Scintillator



NaI(Tl) crystal containing ^6Li for neutron detection

NaIL is a game-changing scintillation material for gamma-ray and neutron dual detection. ^6Li (95% enriched) co-doping introduces efficient thermal neutron detection to the most established gamma-ray scintillator while retaining the favorable scintillation properties of standard NaI(Tl).

Excellent solution for area monitoring


Up to 57% efficient for thermal neutrons

Similar gamma ray performance as standard NaI:Tl

The NaIL advantage

Uniquely, NaIL can provide large volume, single material detectors for both gammas and neutrons at low price per volume. Consider the following:

- It is easy and cost effective to grow large NaI crystals.
- Sodium and iodine barely compete with ^6Li for neutron attenuation.
- Using low ^6Li concentrations and large thicknesses achieves neutron detection capabilities as good as ^3He or CLYC or CLLB detectors at a lower cost.
- Large volume detectors add efficient gamma ray spectral detection. There is no longer a need to compromise on the detectability of one specie to be efficient for the other.



50x100x200 mm³
2"x4"x8" NaIL

| Material | NaI:Tl + 1% ^6Li |
|-------------------------------------|--|
| Density | 3.66 g/cm ³ |
| Decay constants gamma neutron | 240ns, 1.4 μ s 230ns, 1.1 μ s |
| Light yield | 35k photons/MeV |
| Thermal neutron GEE | 3.2 MeV |
| Peak emission wavelength | 419 nm |

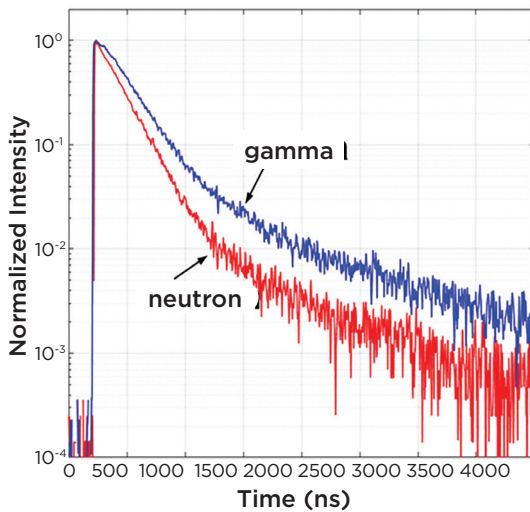
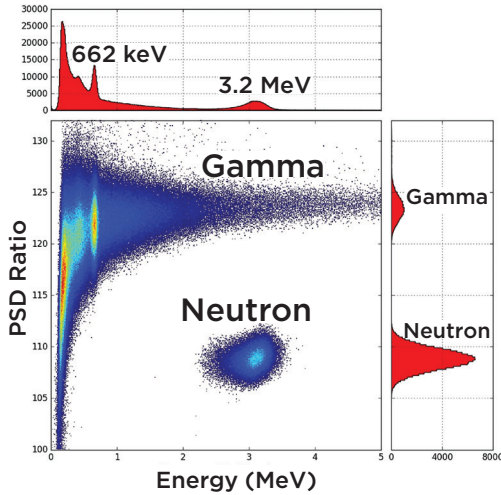
Currently in pre-commercialization phase and material performance subject to change.

NaIL™ Neutron-Gamma Scintillator

Straightforward gamma and neutron separation

Neutrons and gamma rays are easily distinguished through pulse shape discrimination (PSD). With the addition of Li into the NaI matrix, gamma ray scintillation pulses become longer than neutron reaction pulses. The effect is dramatic, and simple PSD techniques create complete separation.

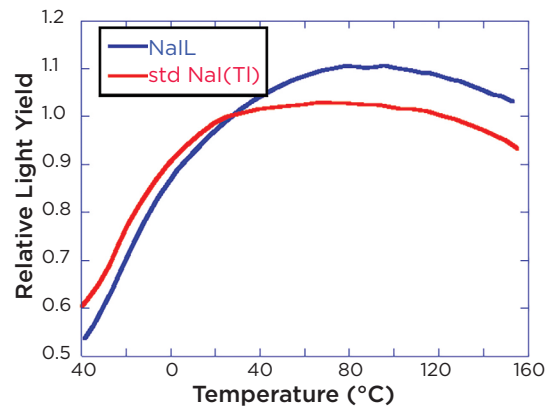
When considering neutron detection capability, often the metric $A^*\epsilon$ is used. A is the detector area and ϵ is the probability of detecting an impinging thermal neutron. When price and gamma detection ability are factored in, NaIL often becomes the best solution.



| Detector | n_{th} detection capability $A^*\epsilon$ (cm ²) |
|---|--|
| NaIL \varnothing 50 x 50 mm | 13 |
| NaIL \varnothing 50 x 100 mm | 26 |
| NaIL 50x100x400 mm ³ | 216 |
| ³ He \varnothing 13 x 50 mm, 8 atm | 7 |
| ³ He \varnothing 50 x 1830 mm, 2.9 atm | 613 |
| CLYC \varnothing 50 x 50 mm | 20 |
| CLLB \varnothing diameter 50 x 50 mm | 22 |

Relative to standard NaI:TI performance

The scintillation properties of standard NaI(Tl) are preserved. Energy resolutions of 6.5-8% at 662 keV are typical even for large crystals. Light yield is slightly lower, but still substantial at approximately 35k photons/MeV. Furthermore, the scintillation properties of NaIL degrade less at high temperature than standard NaI(Tl).



www.luxiumsolutions.com

Currently in pre-commercialization phase and material performance subject to change.

Manufacturer reserves the right to alter specifications.

©2007-2023 Luxium Solutions, LLC. All rights reserved.

(06-23)